



GOD CALLED OUR FATHERS

UNIT TWO: Isaac, Jacob, Joseph

Lesson 8:

Jesus Saved Us

CONTENT:

1. Just as God sent Joseph to Egypt to save his family from dying of starvation, God sent Jesus to defeat Satan and save the whole world.
2. Jesus suffered and died on the cross and then, on Easter Sunday he became alive again. Because of this our sins are forgiven and we can all live with God forever.
-  3. On Easter we celebrate the life that Jesus won for us. We also celebrate this every Sunday throughout the year. (Easter eggs are a sign of new life!)
-  4. The devil tries to stop us from being saved and going to heaven, so we must pray and ask God to help us to be strong. That's why Jesus taught us to pray: **'Lead us not into temptation, but deliver us from evil.'**

REFERENCES: CCC 654; 2863-2865.

MATERIALS NEEDED: Handouts; egg shells; materials for fondant chicks.

HOME ASSIGNMENT: Read the handout. Ask your family the Easter egg question. If they don't know, tell them. Share an Easter egg and the meaning of Easter with a friend.

I. STARTER:

- Last week we heard about someone who saved his family. Can anyone tell us the story? [*Children briefly tell how Joseph saved his family by forgiving his brothers and bringing the family to live in Egypt, where there was enough food.*]
- Do you know anyone who saved somebody's life? (Maybe your father or someone else you know.) [*A few children could share their stories.*]

II. DEVELOPMENT:

Today I will tell you another 'saving' story. Once, the Raj family went for a picnic to Sinhagad fort. It was one of Shivaji's forts near Pune. There were four cars full of uncles, aunties and cousins. Jude was in a car with his father, mother and little brother. He was very excited because this was the first time he was going to a fort. He had learnt about Shivaji in school and he used to imagine himself riding a horse in his army, saving the villagers from the enemy.

The cars went up and up, round and round the hill till they reached the top. Then everyone got out and climbed the big stone steps to the fort.

"Why is the fort called Sinhagad?" Jude asked his father.

"Because of a brave general, Tanaji, who fought like a lion. 'Sinha' means lion." Jude started dreaming that he was a lion, fighting the enemy.

When they entered the fort, everyone sat down to have breakfast. There was mist everywhere, (mist is a cloud which has come down). They could hardly see each other. Suddenly Jude noticed his little brother, who was only 3 years old, walking off by himself. He called out, "Jojo! Come back!" But little Joe just kept going. He was in a naughty mood. Jude ran after him. Joe ran faster. Suddenly, 'SPLASH!' Jude was just in time to see his brother disappear into a pool of water. He kept running till he reached the pool. He thought, "If I go back to get help, it will be too late!" He shouted, "DADDY! MUMMY! HELP!" Then he kicked off his shoes and jumped into the cold water.

As he swam, he kept his eyes open. Straight away he saw something red. He swam closer and saw that it was Joe's red shirt. He put one arm round his brother and with the other arm and kicking with his legs, he swam back. It was very difficult. He swallowed lots of water. But he somehow managed to reach the shore. He pushed Joe onto the land, and just managed to climb out. Then suddenly everything went

black. When he opened his eyes, he was in his Daddy's arms, wrapped in a warm shawl. He saw little Joe in his mummy's lap drinking milk.

"He's alive!" he said, smiling.

"Yes, he's alive... because of you! You saved your brother's life!" Mummy said.

"You were as brave as a lion!" Daddy said. "Your new name will be 'Sinha'!"

When they got home, Jude's parents invited all their friends and family for a 'Hero Party', because they were so happy. Everyone praised Jude, and thanked God for saving little Joe's life.

[Children could draw any scene from the story.]

NEXT CLASS:

- Last time we heard about a boy who saved his brother's life. What was his name? *[Jude]*
[Write the name on the blackboard]
- Before that we heard about someone else who saved his family. Who was that? *[Joseph]*
[Write on blackboard]
- Do you know someone else, also beginning with 'J' who saved many people?... I'll give you a clue: He saved you! *[Jesus]* *[Write on blackboard]*
- How did Jesus save us? Did he jump into a pool and pull us out? No. He did something much more difficult. He died on the cross and took our punishment. Then 3 days later, he became alive again. That's how he defeated the devil, who is our enemy. Now, all of us can live forever with God.
[Give out handouts and read.]
- Like Jude's family, we also have a 'Hero Party' for Jesus because he is our hero. He saved us. Do you know when we celebrate Jesus saving us? *[On Easter; and every Sunday throughout the year.]*
[Children fill in EASTER and SUNDAY in the spaces provided.]
- Where do we celebrate? *[In church, at Mass.]* We say thank you to the Father for sending Jesus to save us. And we say thank you to Jesus too.

III. REFLECTION & PRAYER:

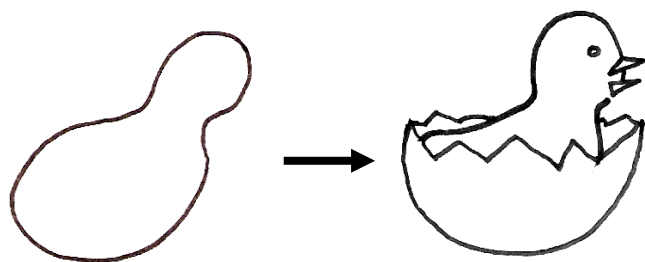
- Even though Jesus has already saved us, the devil still tries to stop us from being saved. He tempts us to do bad things and to go away from God. That's why Jesus told us to pray and ask God's help. Let's close our eyes and ask God to keep us safe from the devil's tricks. *[Children repeat after the teacher:]*

Dear Father in Heaven/ Lead us not into temptation/ But deliver us from evil/ Amen.

IV. ACTIVITY:

[Children make 2 fondant chicks and place each in half an egg shell. They keep one for themselves and give one to a friend, explaining the meaning to them. They could practice in class in their own words, which should be something like this:]

"This egg is an Easter egg. It stands for new life, because a baby chick comes from it. On Easter Jesus became alive again, and all of us also will be alive with him forever.



FONDANT PASTE

500g powdered/icing sugar

1 egg white

1 heaped tsp liquid glucose

¼ tsp essence [almond/peppermint/vanilla]

Yellow food colouring.

Place powdered sugar in a bowl. Make a 'well' in the centre and put in the remaining ingredients. Mix with a wooden spoon and then knead till firm. Add more powdered sugar if necessary.

TO MAKE CHICKS:

Form a small ball of fondant into a chick, add 2 silver balls for eyes and 2 tiny triangles of orange card paper for a beak.

Home assignment: Read the handout. Ask your family the Easter egg question. If they don't know, tell them. Share an Easter egg and the meaning of Easter with a friend.